



MATTHEW JAMES

Property Services



74 Tiverton Road, Coventry, CV2 3DJ

Offers Over £232,000

THREE BEDROOMS... OPEN PLAN KITCHEN DINING ROOM... EXTENDED TO REAR... LOUNGE DINING ROOM... HARD STANDING TO THE FRONT... GOOD SIZED REAR GARDEN... UTILITY AREA... PVCU DOUBLE GLAZING... VAILANT CENTRAL HEATING BOILER... PERFECT FOR FIRST TIME BUYER... GREAT INVESTMENT... CLOSE TO ALL AMENITIES. Located in the heart of Wyken you really do need to view this lovely and spacious family home. Briefly comprising of hard standing to the front, through lounge dining room, utility area, open plan and extended kitchen diner, three bedrooms and a family bathroom. To the rear is a larger than average garden with vehicular access if required. Perfect location for good schooling, shops, University Hospital and the motorway network is just a short drive away. Sound like it could be your next home? Call us now to book your viewing!

Front Garden / Parking

Having newly installed block paved hard standing and access via step into the:

Entrance Hallway

Having steps off to the first floor and doors leading off to the:

Lounge

11'4 x 11'3 (3.45m x 3.43m)

Having a PVCu double glazed bay window to the front elevation.

Dining Room

11'4 x 10'4 (3.45m x 3.15m)

Having an inset for an electric fire and French doors that lead to the:

Extended Open Plan Kitchen Dining Room

17'2 x 8'4 (5.23m x 2.54m)

Having PVCu double glazed French doors and PVCu double glazed window to the rear elevation, a range of wall, base and drawer units with roll top work surface over, space and plumbing for a washing machine, tumble dryer. space for an American Fridge Freezer, breakfast bar and tiling to all splash prone areas.

First Floor Landing

Having access to the loft area and doors leading off to:

Bedroom One

11'7 x 11'3 (3.53m x 3.43m)

Having a PVCu double glazed window to the rear elevation and built-in wardrobes to the one wall.

Bedroom Two

11'3 x 11'0 (3.43m x 3.35m)

Having a PVCu double glazed bay window to the front elevation and built-in wardrobes to the one wall.

Bedroom Three

7'10 x 5'7 (2.39m x 1.70m)

Having a PVCu double glazed window to the front elevation and wall mounted Vailant central heating boiler.

Family Bathroom

6'3 x 5'7 (1.91m x 1.70m)

Having a PVCu double obscure glazed window to the rear elevation, shower over bath, low level flush WC, wash hand basin and tiling to all splash prone areas.

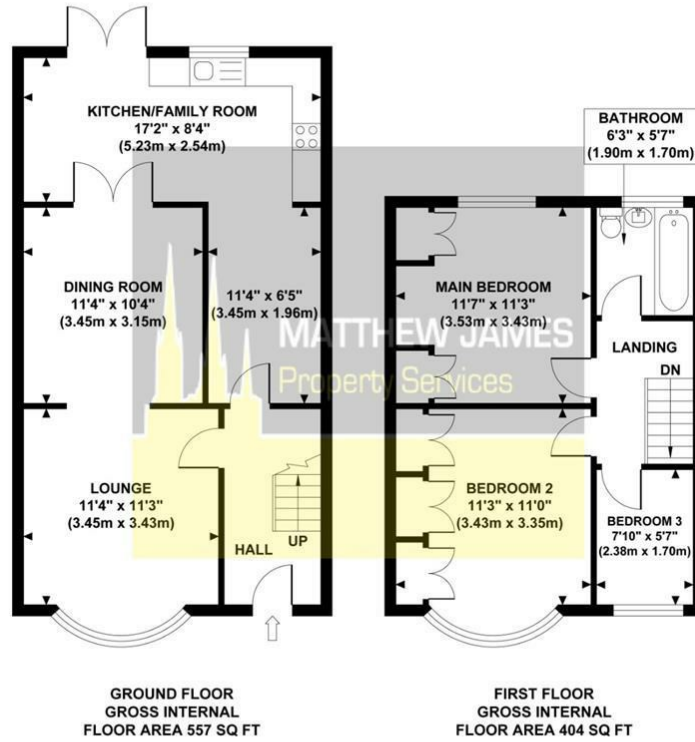
Rear Garden Area

Having fenced perimeter and being mainly to lawn with newly laid decked patio area and large garden shed / workshop to the rear.

Floor Plan

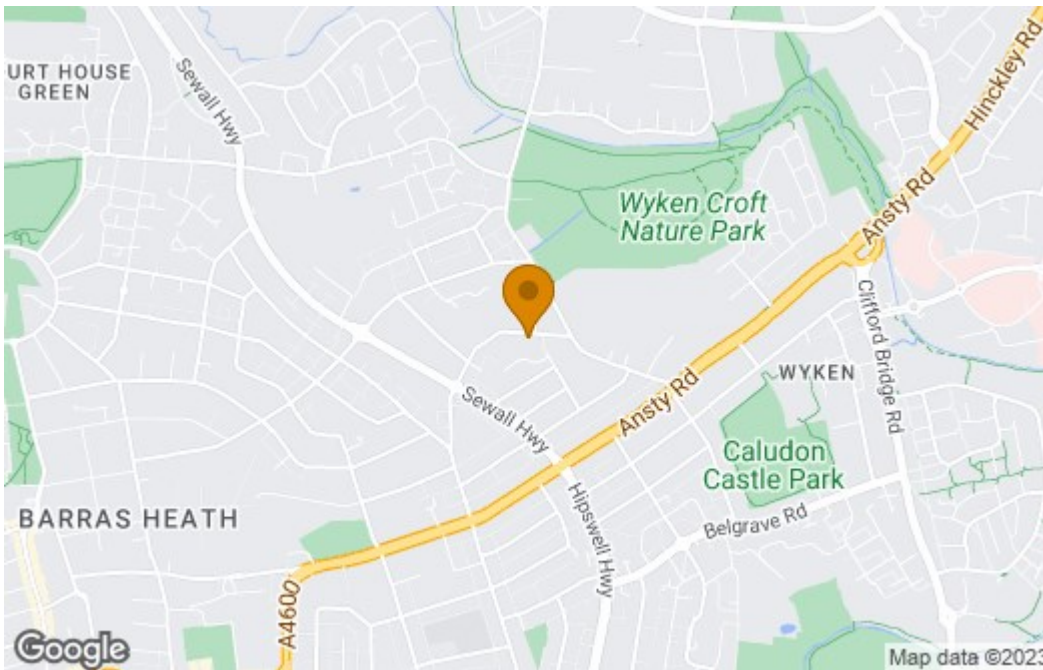
TIVERTON ROAD

Approximate Gross Internal Area 961 sq ft / 89.20 sq m

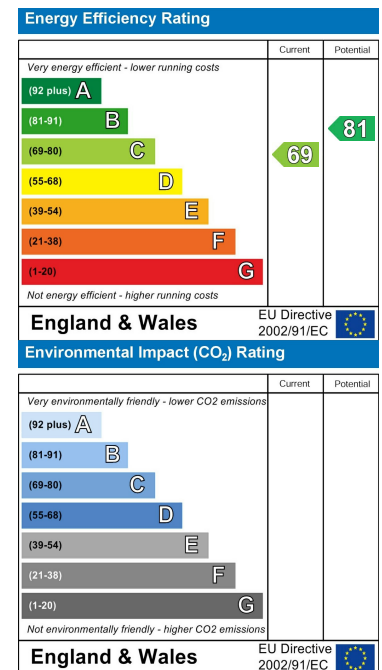


Although every attempt has been made to ensure accuracy, all measurements are approximate and no responsibility is taken for any error, omission, or mid-statement. This floor plan is for illustrative purposes only and not to scale. Measured in accordance to RICS standards.

Area Map



Energy Efficiency Graph



These particulars, whilst believed to be accurate are set out as a general outline only for guidance and do not constitute any part of an offer or contract. Intending purchasers should not rely on them as statements of representation of fact, but must satisfy themselves by inspection or otherwise as to their accuracy. No person in this firm's employment has the authority to make or give any representation or warranty in respect of the property.

CONTACT INFORMATION

24a Warwick Row, Coventry CV1 1EY

02477 170170

info@matthewjames.uk.com

www.matthewjames.uk.com

Facebook

Twitter